



BRISTOL SCHOOL DISTRICT #1

SAFETY SUMMIT

April 4th, 2019

Safety Summit Overview

- Wisconsin DOJ School Safety Grant
- ALiCE Procedures
- Bristol School Safety Drills
- Crisis Response Team
- Mental Health Training
- Communications
- Submitting Questions

Our Team

- **Michael Juech** – District Administrator
- **Tom Whitford** – Principal
- **Sarah Lindh** – Associate Principal: Teaching & Learning
- **Jessica Meristil** – Director of Special Education & Pupil Services
- **Cassie Harris** – School Psychologist
- **Kristen Schiappacasse** – School Counselor
- **Kori Kopp** – School Counselor
- **Riley Meisinger** – Communications Coordinator
- **Parent Safety Group**
- **Parent Advisory Committee**



Our Partnerships & Programs



Alert
Lockdown
Inform
Counter
Evacuate



Wisconsin DOJ School Safety Grants

- \$54,403 total grant awards in 2018
 - *First Round:* Front Entryway Reconfiguration
 - *Second Round:* Staff safety trainings, door lock updates, emergency kits, security camera updates



Parking Lot Improvements

- Monitored traffic flow on Hwy 45
 - Traffic cones & Signs
- Sidewalk barrier near Main Entrance



Main Entrance



Hwy 45 Entrance



ALiCE Procedures

- ALiCE is the procedure that Bristol School is to follow if there is an Active Shooter situation.
 - Alert**- first notification of danger.
 - Lockdown**- barricade the room and prepare to evacuate or counter if needed.
 - Inform**- communicate the violent intruder location and direction in real time.
 - Counter**- create noise, movement, distance and distraction with the intent of reducing the threat's ability to cause harm.
 - Evacuate**- when safe to do so, remove yourself from the danger zone.
- All staff is ALiCE trained. Administrative members are certified ALiCE Trainers.



Alert
Lockdown
Inform
Counter
Evacuate

Bristol School Drills



SHELTER-IN-PLACE DRILL

Sheltering provides refuge for students, staff and public within school building during an emergency (weather, civic, community).



EVACUATION DRILL

Evacuation procedures are implemented when conditions outside the building are safer than those inside.



LOCKDOWN DRILL

Building occupant movement is completely restricted. Lights are off, doors locked, barricades as needed. As situation evolves, examine the situation and either EVACUATE, or CONFRONT.



SAFETY HOLD

Student movement through hallways needs to be restricted but no danger to students or staff exists.

Crisis Response

- Review Emergency Operating Procedures and Crisis Response materials.
- Crisis vs. Trauma
 - Crisis: Event, experience, or condition that leads to danger or the potential for danger
 - Trauma: result of an individual's reaction to adversity or stress
- 4 Phases of Crisis Response/Planning
 - *Preparedness, Response, Mitigation, & Recovery*
- School Threat Assessment Conference



Mental Health





- DOJ Adolescent Mental Health and Resource Officer Training
- DPI Youth Mental Health First Aid Training
- Professional Services Group (PSG)- therapy services
- CPI Nonviolent Crisis Intervention (Trainer)




IF WE SEE SOMETHING, WE'LL SAY SOMETHING!

Here at Bristol School, we often have information to share with our families. This is a chart that will show some of the types of messages you may receive and how you will be notified.



	 EMAIL	 WEBSITE	 PHONE	 SOCIAL MEDIA
Immediate Emergency or Safety Notices	●	●	●	●
School Closings & Delays	●	●	●	●
Days off of School/Half Days Reminder		School Calendar		●
School Activities/Events & Procedural Information		●		●
Renegade Review & Friday Flyers	●	●		
Parent Organization Meetings & Activities		School Calendar		●
Food Service (low/negative balance)			●	
Attendance	●		●	
Athletic & Activity Information		●		●

Submitting Questions



To submit your questions about this presentation, please see our google form. Question submissions will remain anonymous.

Submitted questions will be answered in a Newsletter that will be posted on our website.

<https://goo.gl/forms/PparWi1O20V9pUIF3>

We reserve the right not to answer any question that jeopardizes the safety of students, staff members or district as a whole. We reserve the right not to answer any question that is deemed inappropriate.

A yellow school bus is shown from a side-on perspective, moving along a street. The bus has multiple windows and a classic design. The text 'THANK YOU' is overlaid in a large, bold, white font on a black rectangular background in the center of the image. The background is slightly blurred, showing a street scene with other vehicles and buildings.

THANK YOU